


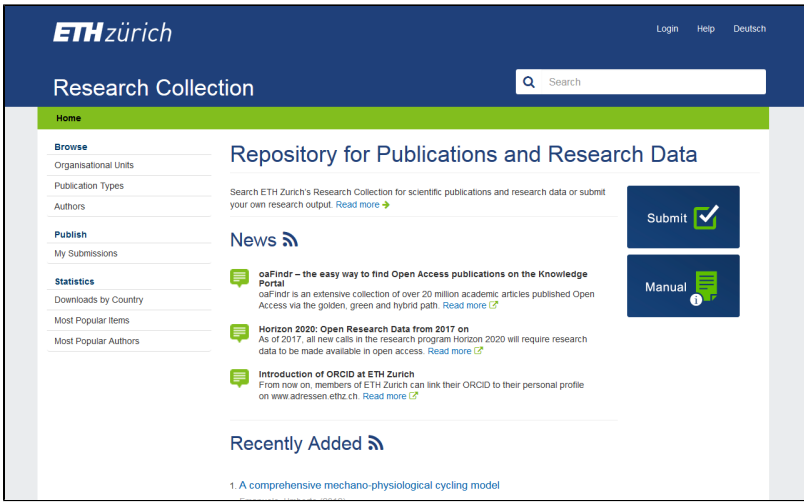

Add organisational codes

 This instruction is relevant for Annual Academic Achievements (AAA) and web (AEM) editors.

The ETH Library constantly imports references from the databases Web of Science and Scopus that were written by members of ETH Zurich. These are primarily journal or conference papers. Consequently, it is quite possible that your entries may already be in the Research Collection. In such cases, however, the organisational code of the organisational unit has not yet been entered.

You need to add the organisational code for a publication to be displayed on your website or in your academic report.

To confirm organisational codes that were already added when entered but not confirmed, see the instruction [Confirm organisational codes](#).

<ul style="list-style-type: none">• Sign in to the Research Collection with your nethz Login.• Search the publication you are looking for (i.e. author, title, publication date).	
<ul style="list-style-type: none">• Click on the Edit symbol and choose the option Add Organisational Code.	

- Enter the code or the name of the unit you are looking for into the search field and click on the name of the unit to add it to the publication.

Lookup ✕

Search name or code of organisational unit and select it by clicking on the name in the tree:

- ETH Zürich
 - 00002 - ETH Zürich, direkt
 - 00012 - Lehre und Forschung, direkt
 - 00007 - Departemente, direkt
 - 02115 - Departement Bau, Umwelt und Geomatik / Department of Civil, Environmental and Geomatic Engineering
 - 02647 - Institut für Geodäsie und Photogrammetrie (IGP) / Institute of Geodesy and Photogrammetry (IGP)
 - 03886 - Schindler, Konrad

Cancel

- The code has been added. The publication will appear in your publication list or annual report.

Organisational unit
03886 - Schindler, Konrad