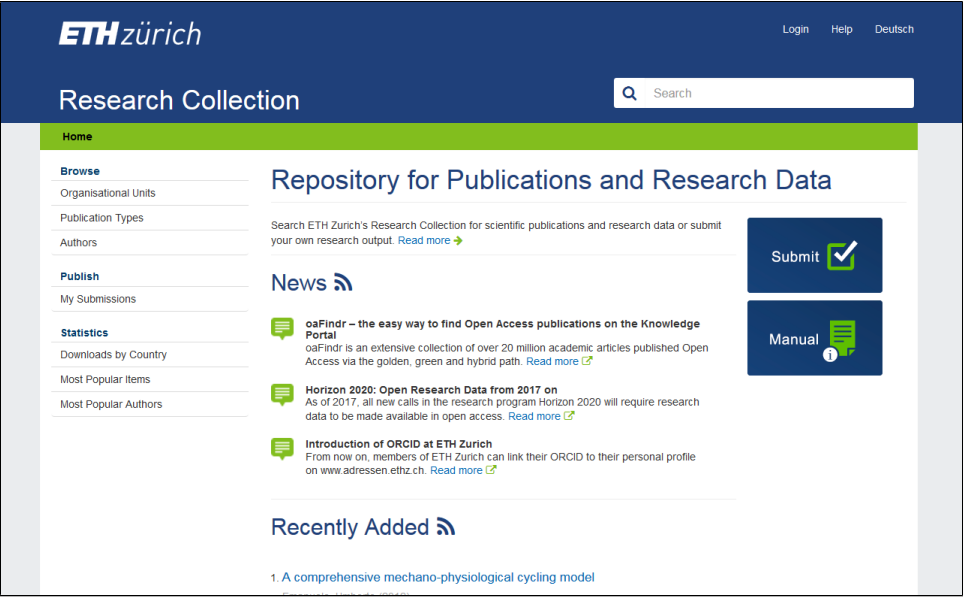





Add full texts/datasets

<ul style="list-style-type: none"> • Sign in to the Research Collection with your netzh Login. • Search the publication you are looking for (i.e. author, title, publication date). 	
<ul style="list-style-type: none"> • Click on the Edit symbol and choose the option Upload Fulltext /Dataset. 	
<ul style="list-style-type: none"> • In the next step, please write "Publish full text" when asked why you are creating a new version of this item. • Click New version. 	
<ul style="list-style-type: none"> • In the next step click the Edit button. 	

- Upload the file (s) you would like to make available and choose the **access permissions**.

Item Submission

Upload
Usage permission
Enduser License
Complete

Upload File(s)

File:
 Keine Datei ausgewählt.
 Click the Browse button and select the file from your computer.

Display label (for research data only):

If you leave this field blank, the complete original file name will be displayed to users in the download section. If you want to have a more descriptive tag displayed in the download section, add it here.

File access

Open access
 Embargoed access

- Grant the ETH Library permission to use your work.

Item Submission

Upload
Usage permission
Enduser License
Complete

Usage permission

This step describes the terms for submitting and using a work in ETH Zurich's repository.

Please grant ETH-Bibliothek permission to use the work at the bottom of the page. If you are not the copyright or rights holder, see sections 1.5 and 1.6.

TERMS FOR SUBMITTING AND USING A WORK

1. Rights to the work
 - 1.1. The copyright or rights holder declares that he/she has the right to provide the work for use in ETH Zurich's repository.
 - 1.2. He/she also declares that no third-party rights are infringed by the use granted under section 2.

- If you wish, you can now additionally grant an **end user license** (cf. [Creative Commons Licenses and Licensing Software](#)).
- Click the **Complete submission** button.

Item Submission

Upload
Usage permission
Enduser License
Complete

License your Work

You now have the option of stipulating the extent to which others can re-use your work by issuing a [Creative Commons license](#) (for publications and research data) or [open source license](#) (for software). A license can be issued if:

- You created the work's contents and hold the sole usage rights to the work, and these have not been transferred to a third party OR
- the work has already been published under a Creative Commons/open source license and therefore requires the same licensing.

Please also bear in mind:

- Creative Commons and open source licenses cannot be revoked or changed.
- When licensing software, authorisation must be obtained from ETH Transfer.
- If possible, the license should be integrated into the work.

Please select the desired license from the dropdown menu. If you do not wish to issue an end-user license, please select *In Copyright – Non-Commercial Use Permitted*.

- Your submission is now complete .

Although the message displayed says so, **you will not receive another confirmation mail** at this stage, because your item has already been imported during the original submission process.

- Your file (s) will be made available according to the chosen access rights once the internal review process is finished.

Submission complete

Your submission has been successfully imported. A confirmation has been sent to your email address which includes the DOI that has been reserved for this item.

Please note that the submission is currently under review and that full texts and other uploaded digital objects will not be visible to external users until approved by Research Collection staff.

[Go to submitted item](#)

[Go to submissions](#)